

Access and Success: Planning, Tracking and Innovating



John Morton
Vice President for Community Colleges

Spring 2011



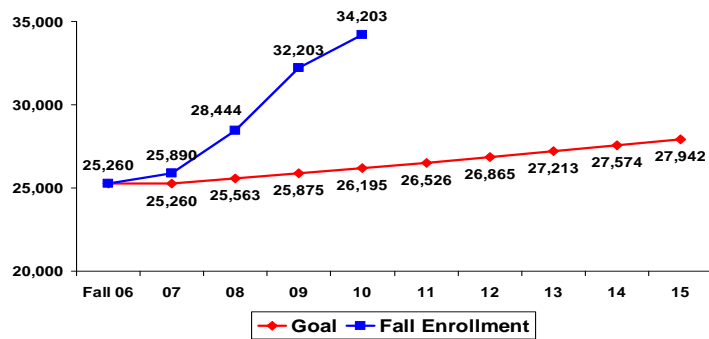
ENROLLMENT



2



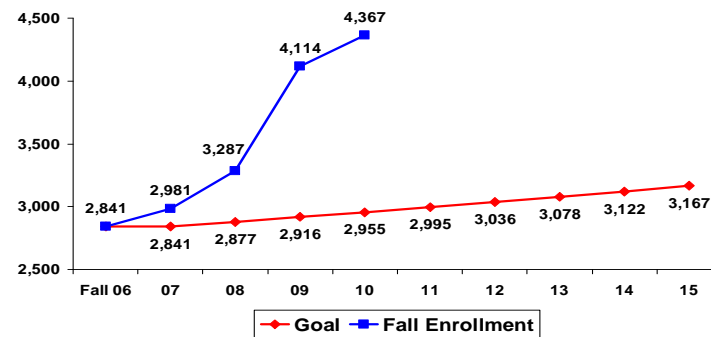
UHCC Fall Enrollment



3



MauC Fall Enrollment



4



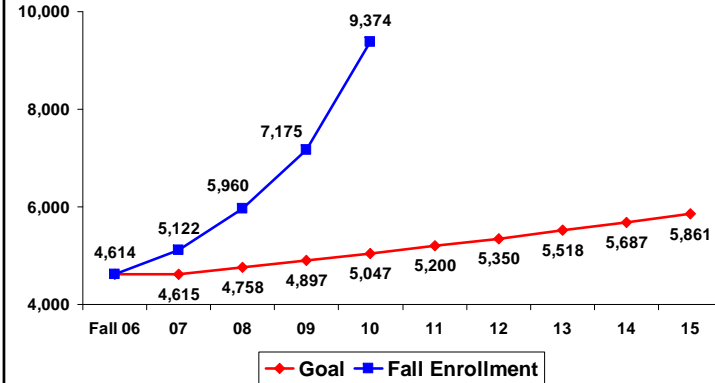
UHCC Fall 2010 Enrollment

Campus	# Over Goal	% Over Goal
LeeCC	1,982	33.3%
KapCC	1,758	23.3%
MauC	1,412	47.8%
HawCC	1,361	55.5%
WinCC	775	41.9%
HonCC	455	10.7%
KauCC	265	22.8%

5



UHCC Native Hawaiian Enrollment

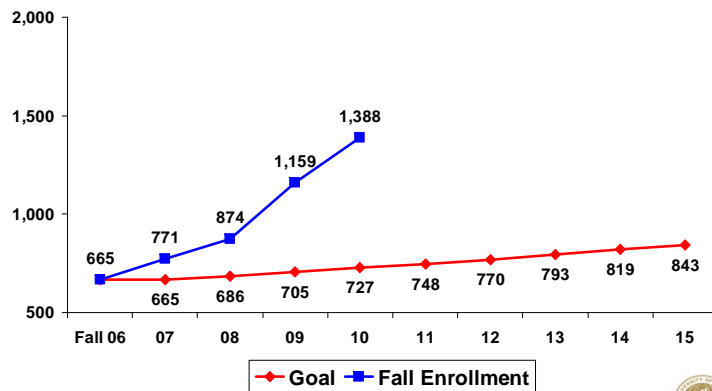


UHCC Native Hawaiian enrollment 27.4%
70% of all Native Hawaiians in UH System are enrolled at the Community Colleges

6



MauC Native Hawaiian Enrollment



7



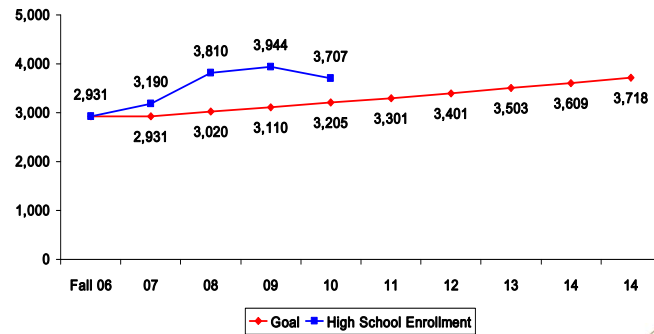
UHCC Fall 2010 Native Hawaiian Enrollment

Campus	# Over Goal	% Over Goal
LeeCC	1,102	113.3%
HawCC	840	110.1%
KapCC	664	72.3%
MauC	661	90.9%
WinCC	479	78.3%
HonCC	416	51.6%
KauCC	165	66.5%

8



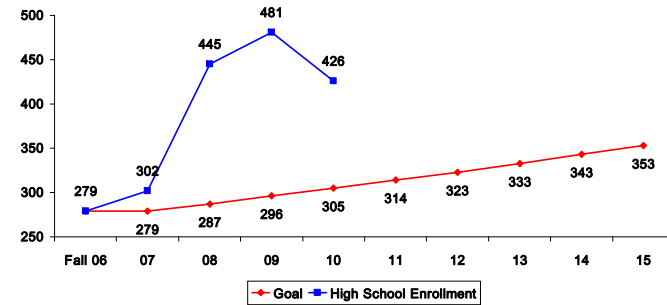
UHCC High School Enrollment



9



MauC High School Enrollment



10



UHCC Fall 2010 High School Enrollment

Campus	# Over Goal	% Over Goal
HawCC	143	40%
LeeCC	114	13%
KapCC	72	9%
WinCC	48	20%
MauC	45	43%
HonCC	27	6%
KauCC	<23>	<12%>

11



UNDERSERVED REGIONS

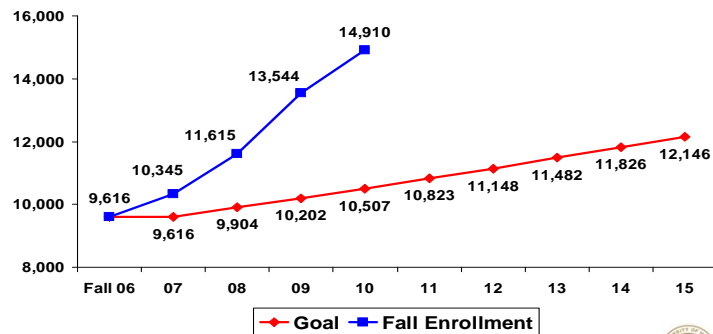


As identified in the UH Second Decade Project, the UH Community Colleges place special emphasis on regions of the state that have been underserved by postsecondary education and/or training. These regions are: Waianae, Ewa, and North Shore (Oahu), West Hawai'i and East Hawai'i (Hawai'i), and Maui County.

12



UHCC Fall Enrollment Students from Underserved Regions



13 Underserved Regions are Waianae/ Ewa/ West Hawai'i/ Maui County/ North Shore Oahu/ East Hawai'i



UHCC Enrollment Initiatives

- Targeting Near-Degree Returning Students
- Dual Enrollment Programs
- Distance Delivery
- Build-out of West Hawai'i and Waianae

14



Performance Funding Measures



15



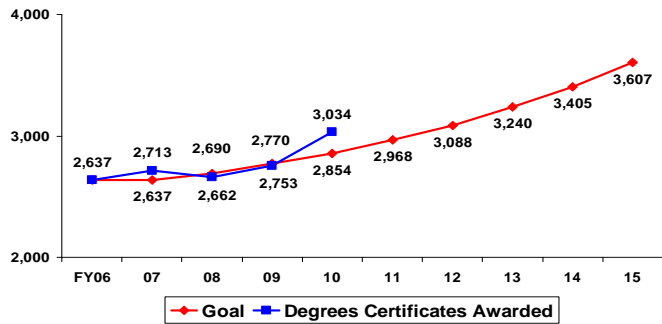
Performance Funding Measures

- Degrees and Certificates Achievement
- Native Hawaiian Degrees and Certificates Achievement
- STEM Degrees and Certificates Achievement
- Pell Recipients
- Transfers to UH 4-yr Institutions

16



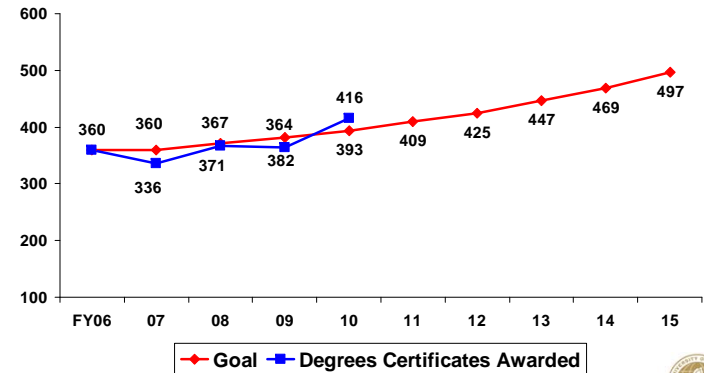
UHCC Performance: All Students Degrees and Certificates Achievement



17



MauC Performance: All Students Degrees and Certificates Achievement



18



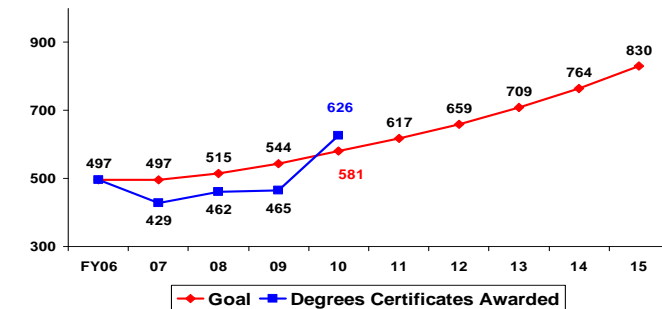
UHCC Degrees and Certificates Achievement

Campus	# Over Goal	% Over Goal
KapCC	83	11.9%
HawCC	66	18.3%
KauCC	37	29.6%
LeeCC	26	4.5%
MauC	23	5.9%
WinCC	5	3.4%
HonCC	<60>	<11.0%>

19 2009-2010



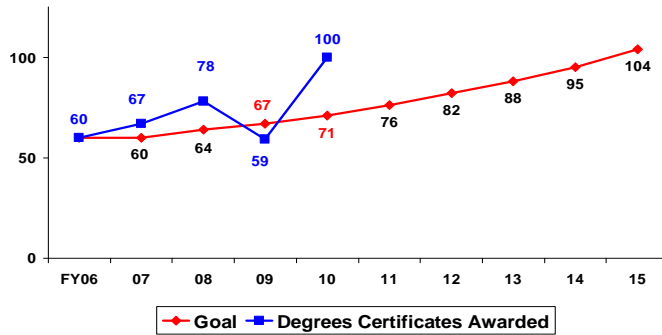
UHCC Performance: Native Hawaiian Degrees and Certificates Achievement



20



MauC Performance: Native Hawaiian Degrees and Certificates Achievement



21



UHCC Performance: Native Hawaiian Degrees and Certificates Achievement

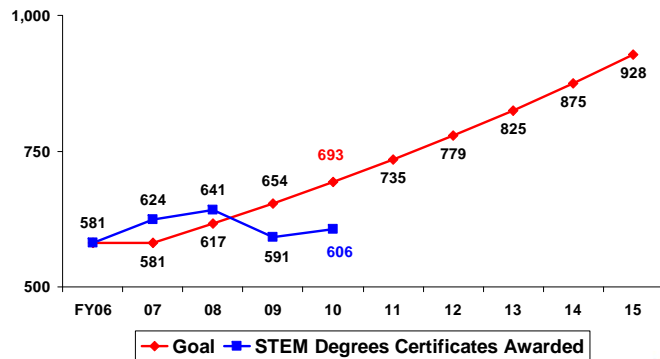
Campus	# Over Goal	% Over Goal
MauC	29	40.8%
HawCC	28	20.9%
LeeCC	8	8.0%
WinCC	7	14.0%
KapCC	6	8.3%
KauCC	<8>	<29.6%>
HonCC	<25>	<19.7%>

22

2009-2010



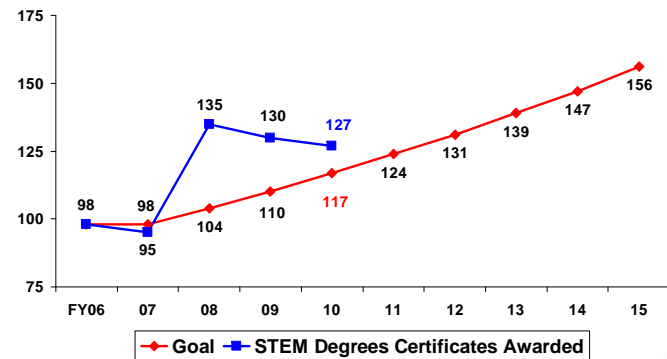
UHCC Performance: STEM Degrees and Certificates Achievement



23



MauC Performance: STEM Degrees and Certificates Achievement



24



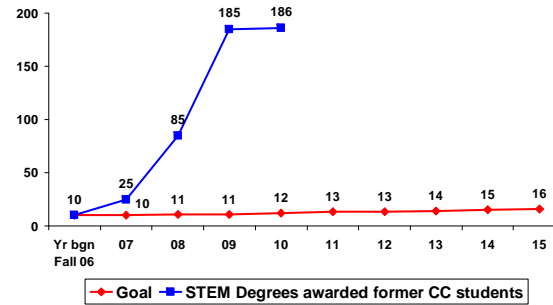
UHCC Performance: STEM Degrees and Certificates Achievement

Campus	# Over Goal	% Over Goal
MauC	10	8.5%
KauCC	6	14.0%
WinCC	3	300.0%
LeeCC	2	100.0%
HawCC	<16>	<23.9%>
HonCC	<34>	<16.1%>
KapCC	<58>	<23.0%>

25 2009-2010



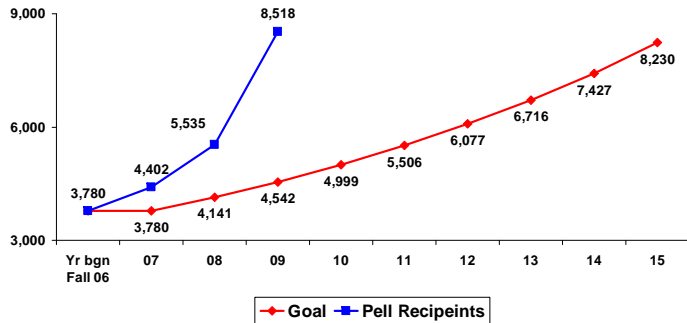
Degrees Awarded in STEM at UHM, UHH, UHWO to Former CC Students



26 2009-2010



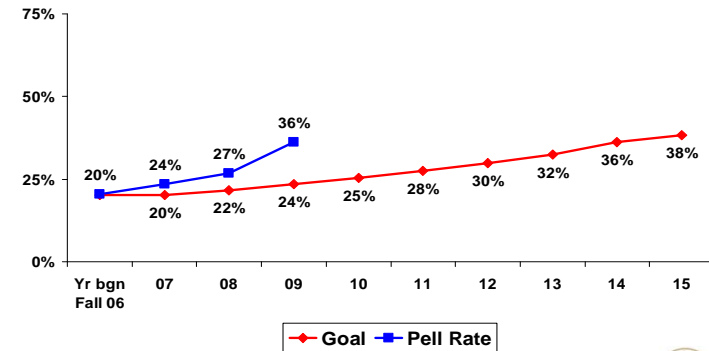
UHCC Performance: Pell Recipients



27 Dollar values increased from \$8,288,315 in 2006 to \$26,572,331 in 2009



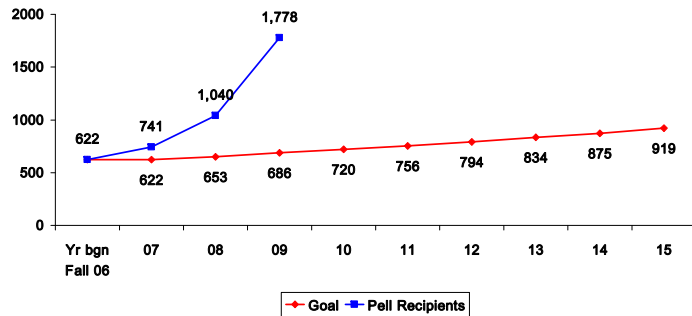
UHCC Pell Participation Rate: All Students



28



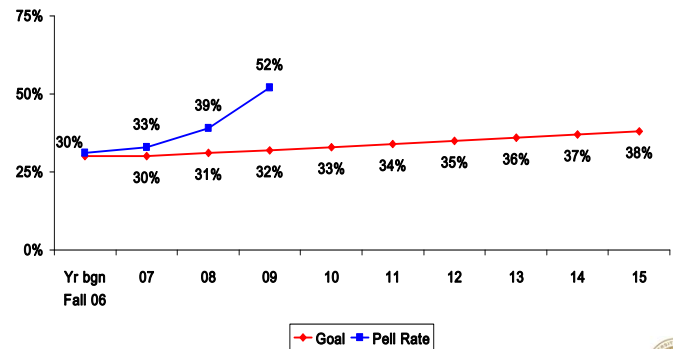
MauC Performance: Pell Recipients



29 Dollar values increased from \$1,372,907 in 2006 to \$5,548,667 in 2009



MauC Pell Participation Rate: All Students



30



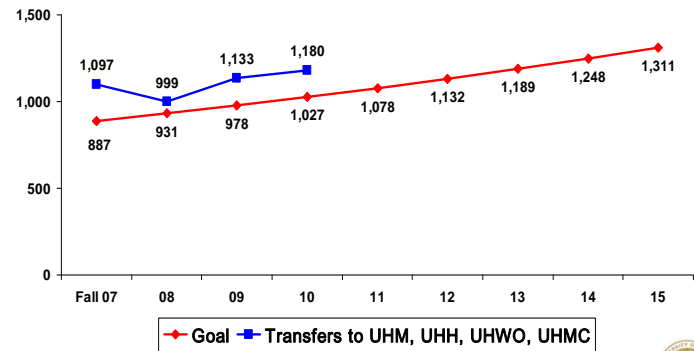
UHCC Pell Recipients 2009-2010

Campus	# Over Goal	% Over Goal
MauC	1,092	159.2%
HawCC	787	115.6%
LeeCC	689	74.2%
KapCC	526	56.9%
WinCC	515	110.0%
KauCC	192	85.7%
HonCC	175	27.8%

31



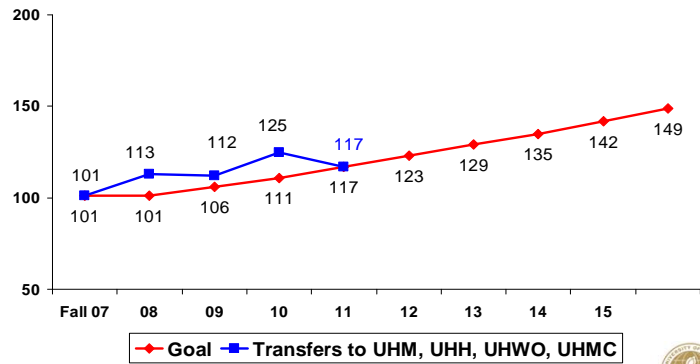
UHCC Performance: Transfers to UH 4-yr Institution



32



MauC Performance: Transfers to UH 4-yr Institution



33



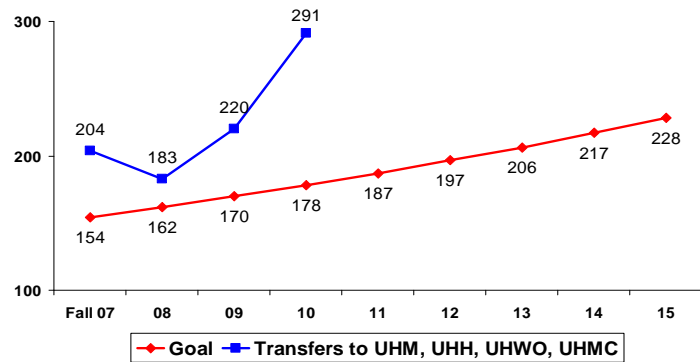
UHCC Fall 2010 Transfers to UHM, UHH, UHWO, UHMC

Campus	# Over Goal	% Over Goal
KapCC	92	31.1%
LeeCC	59	21.1%
HonCC	48	38.7%
WinCC	34	38.6%
HawCC	30	26.5%
KauCC	7	25.0%
MauC	0	0.0%

34



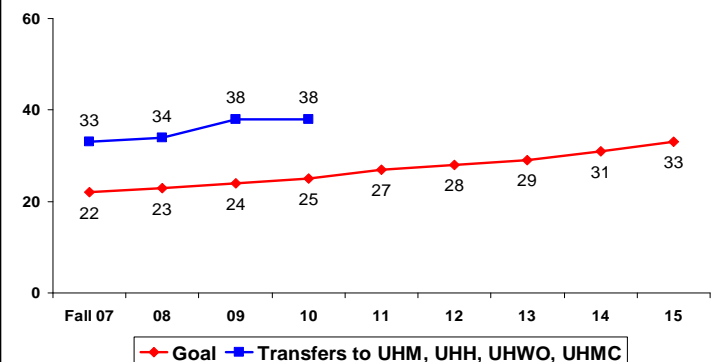
UHCC Transfers to UH 4-yr Institution: Native Hawaiians



35



MauC Transfers to UH 4-yr Institution: Native Hawaiians



36



UHCC Fall 2010 Transfers to UHM, UHH, UHWO, UHMC: Native Hawaiian

Campus	# Over Goal	% Over Goal
HawCC	32	133.3%
KapCC	30	107.1%
WinCC	28	116.7%
LeeCC	22	37.3%
HonCC	14	93.3%
MauC	13	52.0%
KauCC	6	300.0%

37



UHCC Performance Initiatives

- Achieving the Dream
- Complete College America
- Financial Aid
- Policy Review

38



MOMENTUM MEASURES

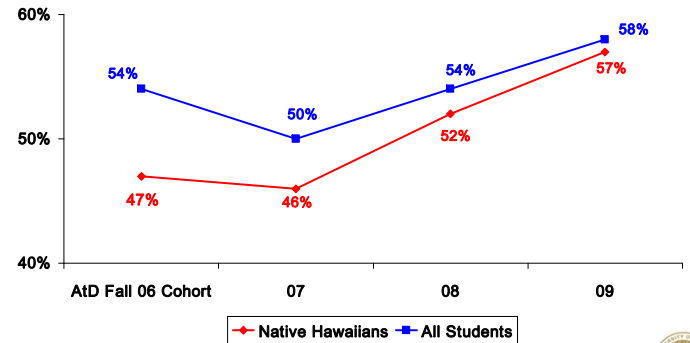
Get Ready for College



39



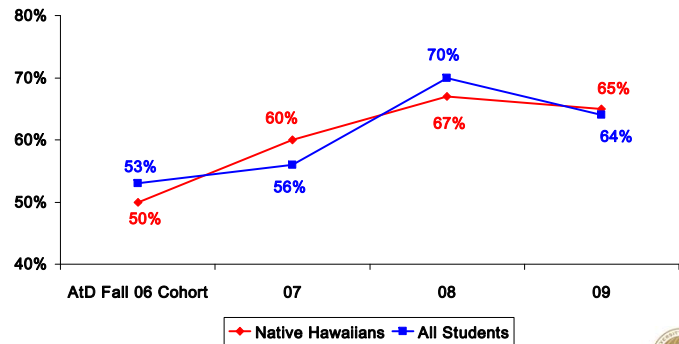
UHCC Remedial/ Developmental Math Success



40



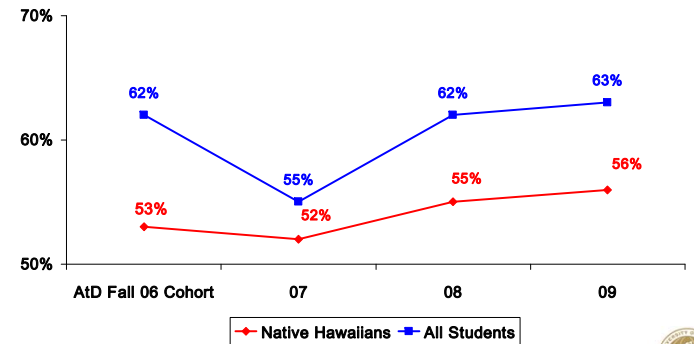
MauC Remedial/Developmental Math Success



41



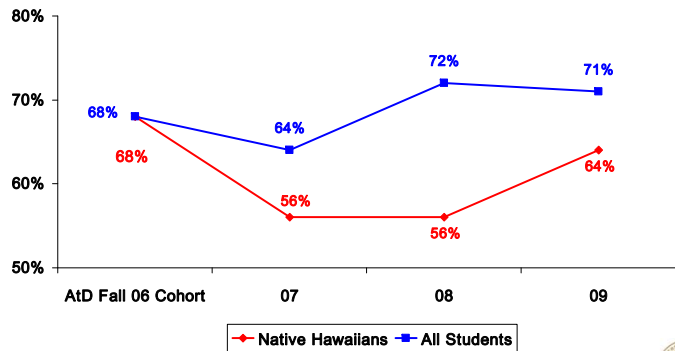
UHCC Remedial/Developmental Writing Success



42



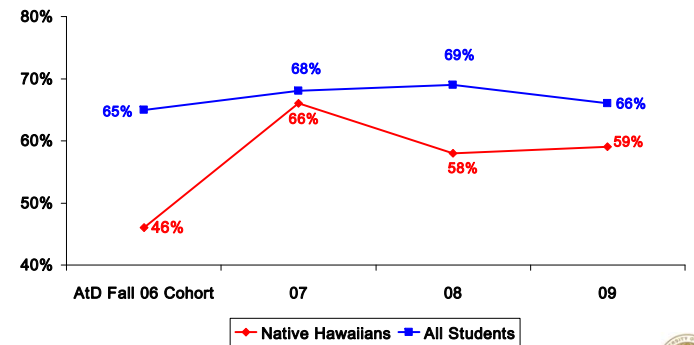
MauC Remedial/Developmental Writing Success



43



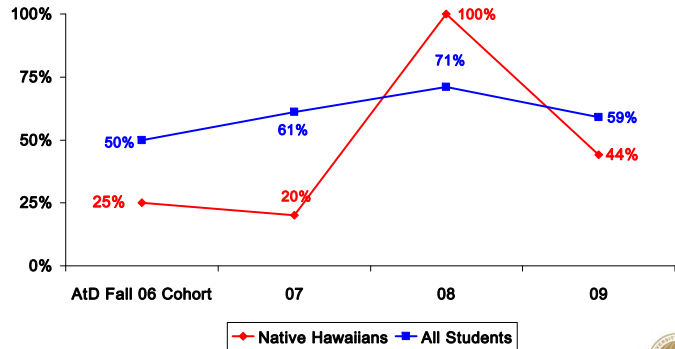
UHCC Remedial/Developmental Reading Success



44



MauC Remedial/Developmental Reading Success



45



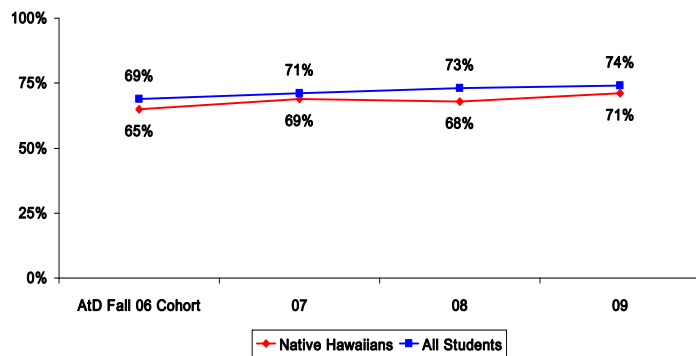
UHCC Remedial/Developmental Success

	Math		Writing		Reading	
	All	NH	All	NH	All	NH
HawCC	74%	75%	59%	55%	68%	64%
HonCC	45%	35%	50%	50%	n/a	n/a
KapCC	56%	44%	70%	58%	65%	58%
KauCC	61%	38%	64%	44%	65%	53%
LeeCC	56%	46%	62%	58%	68%	60%
MauC	64%	65%	71%	64%	59%	44%
WinCC	63%	67%	65%	60%	48%	33%

46 AtD Fall 09 Cohort



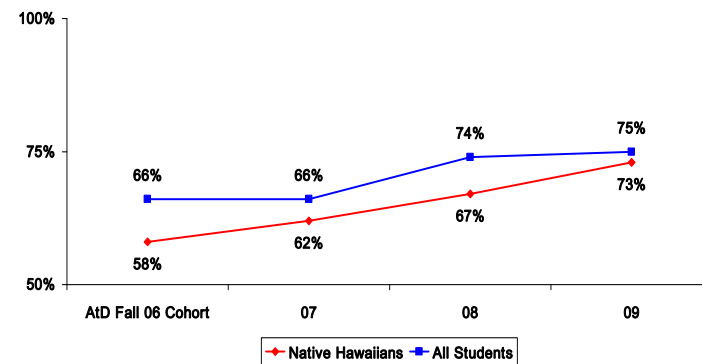
UHCC Persistence (Fall to Spring)



47



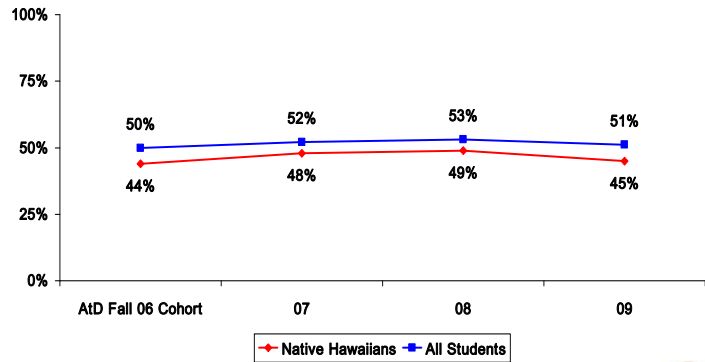
MauC Persistence (Fall to Spring)



48



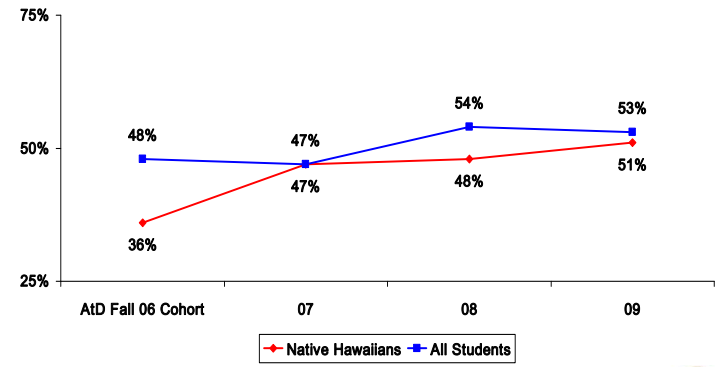
UHCC Persistence (Fall to Fall)



49



MauC Persistence (Fall to Fall)



50



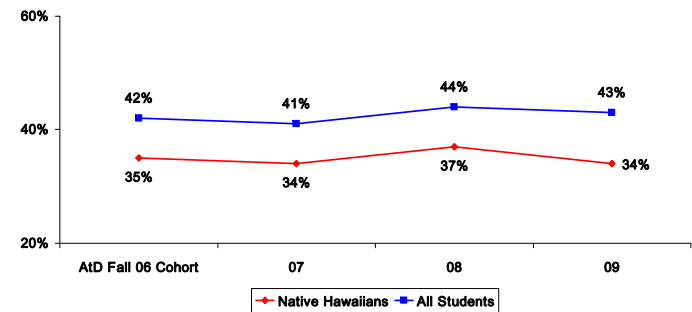
UHCC Persistence

	Fall to Spring ¹		Fall to Fall ²	
	All	NH	All	NH
HawCC	75%	75%	47%	47%
HonCC	69%	64%	43%	36%
KapCC	76%	73%	53%	40%
KauCC	74%	63%	53%	42%
LeeCC	75%	68%	55%	46%
MauC	75%	73%	53%	51%
WinCC	72%	75%	47%	51%

51 ¹AtD Fall 09 Cohort ²AtD Fall 08 Cohort



UHCC First Year Success: Full-Time

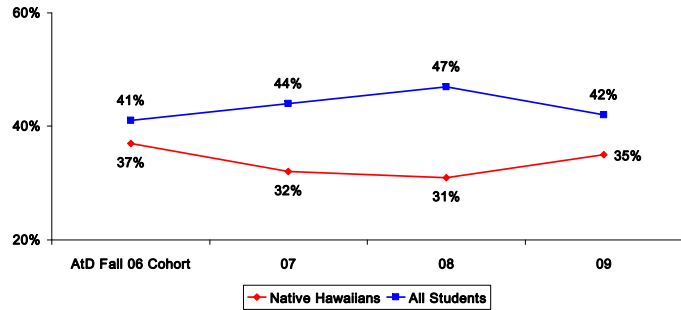


52

AtD Cohort Full-Time in Fall who complete 20 Credits in first year with a GPA at least 2.0



MauC First Year Success: Full-Time



AtD Cohort Full-Time in Fall who complete 20 Credits in first year with a GPA at least 2.0

53



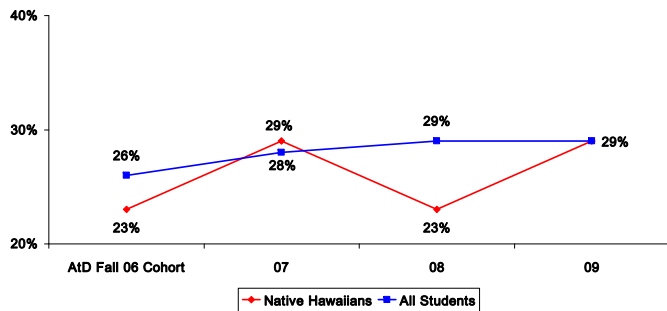
UHCC First Year Success: Full-Time

	# Over Goal		% Over Goal	
	All	NH	All	NH
HawCC	43	38	18.9%	49.4%
HonCC	<13>	0	<5.4%>	0.0%
KapCC	65	10	20.3%	28.6%
KauCC	40	8	48.2%	66.7%
LeeCC	111	20	33.0%	39.2%
MauC	94	21	72.9%	70.0%
WinCC	13	10	13.0%	35.7%

54 AtD Fall 09 Cohort



UHCC First Year Success: Part-Time

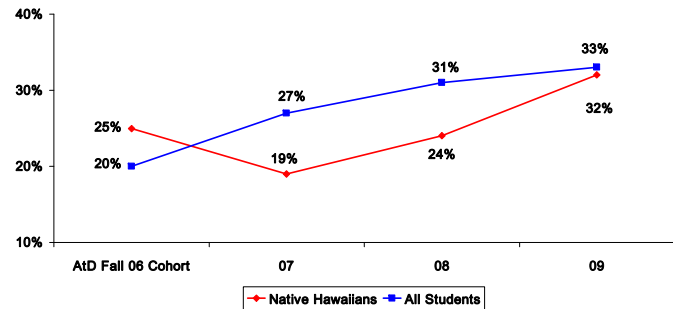


AtD Cohort Part-Time in Fall who complete 12 Credits in first year with a GPA at least 2.0

55



MauC First Year Success: Part-Time



AtD Cohort Part-Time in Fall who complete 12 Credits in first year with a GPA at least 2.0

56



UHCC First Year Success: Part-Time

	# Over Goal		% Over goal	
	All	NH	All	NH
HawCC	32	24	33.3%	82.8%
HonCC	<23>	<2>	<18.9%>	<8.7%>
KapCC	77	18	50.0%	75.0%
KauCC	7	<1>	26.9%	<25.0%>
LeeCC	5	1	2.4%	2.9%
MauC	85	22	163.5%	200.0%
WinCC	21	22	40.4%	169.2%

57 AtD Fall 09 Cohort



UHCC First Year Success

	Full-Time		Part-Time	
	All	NH	All	NH
HawCC	50%	43%	33%	32%
HonCC	38%	29%	22%	21%
KapCC	44%	30%	27%	29%
KauCC	50%	29%	26%	18%
LeeCC	42%	31%	32%	28%
MauC	42%	35%	33%	32%
WinCC	34%	30%	28%	33%

58 AtD Fall 2009 Cohort



UHCC Momentum Initiatives

- Remedial Developmental
- First Year Experience
- Gatekeeper Courses

59



FINANCING THE
COMMUNITY
COLLEGES

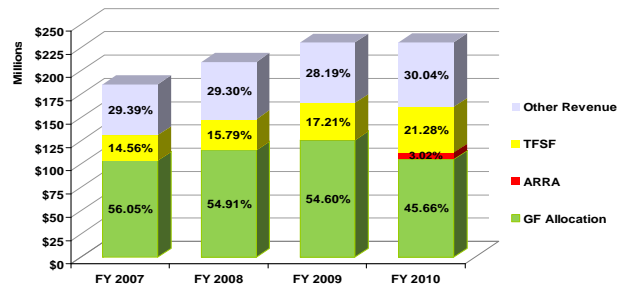


60



UHCC Revenues: All Sources

Operating Revenue FY 2007 - FY 2010



\$ (Millions)	FY 2007	FY 2008	FY 2009	FY 2010
GF Allocation	\$103.93	\$115.06	\$125.76	\$105.25
ARRA	-	-	-	\$6.96
TFSS	\$26.59	\$33.08	\$39.64	\$49.05
Other Revenue	\$54.51	\$61.39	\$64.93	\$69.24
Total	\$185.44	\$209.53	\$230.34	\$230.50

61



UHCC Budget Development: FY 2012

- ARRA Funds \$6.96M
- Salary Restorations \$6.94M
- Tuition Increase \$8.14M
- Legislative Updates \$?

62



Challenging Times...
Promising Future



University of Hawai'i
Community Colleges
Success is What Counts

63

